

**Accessories (optional)**



Brush	Brush bristle type	Application	Part No.
	Soft	For cleaning wooden floors, decks, etc.	1914T0-6
	Medium	For cleaning general interior floors.	1914T1-4
	Hard	For cleaning exterior concrete floors and removing grease stains from kitchens and similar areas.	1914T2-2
	Hard (with abrasive)	For cleaning porcelain tiles and similar surfaces.	1914T3-0

Floor pad	Color*1	Cleaning ability*2	Cleaning surface	Application	Part No.
	White	↑ Low	Smooth	For surface polishing of resin wax.	1914S5-9
	Red				1914S6-7
	Blue				1914S7-5
	Brown	↓ High	Rough	For removing resin wax.	1914S8-3
	Black				1914S9-1

\*1 The brighter and lighter the color, the finer the grit; the darker and deeper the color, the coarser the grit (industry standard).

\*2 Stain and wax removal power

**Pad holder 175 set**  
Pad holder for Floor pad 200 (used with Floor pad 200)  
Attachment portion for the floor pad: hook and loop fastener

Part No. 1914S4-1

**Accessory bag set**  
An accessory bag made of water-resistant materials for carrying wet accessories. Capable of storing all accessories for this model.

Part No. 1915D1-8

**PS001GZ**

**Cordless Polisher Scrubber**

• By changing the brush or pad attachments, the machine can be used for a wide range of applications, such as cleaning dirt and stains from floors and polishing wax on floors.

**Li-ion** Ah 8.0 | 5.0 | 4.0 | 2.5 | 2.0  
\*Recommended batteries 2.0Ah, 2.5Ah, 4.0Ah, 4.0Ah (F)  
**40Vmax**

**Standard Equipment:**  
Floor Pad 200 3pcs - White (1914S5-9) | Red (1914S6-7) | Blue (1914S7-5),  
Pad Holder 175 (1914S4-1), Brush 190 Medium (1914T1-4),  
Accessory Bag, Splash Guard

• GZ: Without Charger & Battery

Attachment size	Brush: 190 mm (7-1/2") Floor pad: 200 mm (7-7/8")
Telescopic pole	1,081 - 1,435 mm (42-1/2 - 56-1/2")
No Load Speed (RPM)	High: 600   Med: 350   Low: 150
Dimensions (L x W x H)	1,081 - 1,435 x 204 x 361 mm (42-1/2 - 56-1/2 x 8 x 14-1/4")
Net Weight	4.4 - 5.6 kg (9.7 - 12.3 lbs)
Continuous Usage Time (approx.)	Low: 140 min   Med: 50 min   High: 30 min with BL4025

Like us on Facebook  
**MAKITA MALAYSIA**

• Continuous Usage Time/ Work Amount: Actual performance may vary based on application. Items of standard equipment and specifications may vary by country or area. The weight and dimensions may differ depending on the attachment(s), including the battery cartridge. All pictures shown are for illustration purposes only.

**12 MONTHS WARRANTY**

**Makita Power Tools (Malaysia) Sdn. Bhd.** Co. Registration No.: 201301001778 (1031615-M)

**HQ & Service Centre**  
Lot 824, Jalan Subang 5, Subang Industrial Area, 47500 Subang Jaya, Selangor.  
Tel: 03-8023 0824 (General) | Fax: 03-8022 1448 03-8022 1443 (Service)

**Johor (Johor Bahru) Service Centre**  
No. 12 & 14, Jalan Rosmerah 2/9, Taman Johor Jaya, 81100 Johor Bahru, Johor.  
Tel: 07-364 9406 | Fax: 07-364 9407

**Sarawak (Kuching) Service Centre**  
Lot 1227, Lorong Demak Indah 2A, Demak Laut Industrial Area, Phase 2A, 93050 Kuching Sarawak.  
Tel: 082-496 800 | Fax: 082-496 900

**Sabah (Kota Kinabalu) Service Centre**  
Lot 19, Jalan Buah Duku, Kolombong Light Industrial Estate, Off Jalan Kolombong, Kolombong Zone 1, 88450 Inanam, Kota Kinabalu, Sabah.  
Tel: 088-388 278 | Fax: 088-388 279

[www.makita.my](http://www.makita.my)  
✉ makita@makita.my

**BL MOTOR XPT**



# Capable of performing a wide range of tasks with a variety of attachments

**Stable operation is ensured by constant speed control and an anti-wobble structure.**

**Flexible head**  
With the two levers loosened, wobbling is reduced.

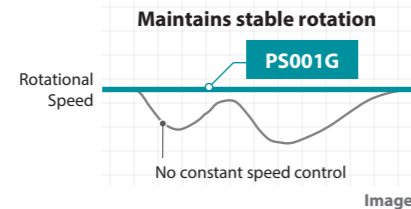


**Springy splash guard**  
Using the splash guard with the brush or pad prevents water or cleaning agent from splashing.

**High power Brushless motor**



**Constant speed control**  
enables uniform polishing operations and reduces cleaning inconsistencies.



**Brush/Pad replaceable without touching**

When using the splash guard

**Brush installation**

Press the appliance lightly to the floor and pull the switch trigger.

Main power switch



**Brush removal**

Press the appliance lightly to the floor and pull the switch trigger.

Accessory removing button



Cleaning in bathrooms

**Brush 190**

Hard  
Part No. 1914T2-2




Hard with abrasive  
Part No. 1914T3-0



Cleaning in kitchens

**Brush 190**

Medium  
Part No. 1914T1-4



Cleaning on decks

**Brush 190**

Soft  
Part No. 1914T0-6



Surface polishing of resin wax

**Floor pad 200**

White  
Part No. 1914S5-9



Red  
Part No. 1914S6-7



Cleaning with resin wax  
Removing resin wax

**Floor pad 200**

Blue  
Part No. 1914S7-5



Brown  
Part No. 1914S8-3

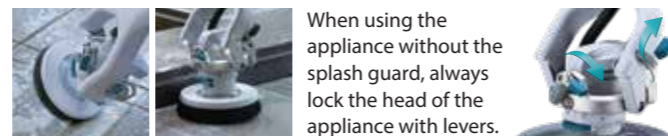


Black  
Part No. 1914S9-1



**Cleaning wall edges/tiled-floor joints**

You can use the appliance without the splash guard when cleaning baseboards and other wall edges, tiled-floor joints, or grooves.



When using the appliance without the splash guard, always lock the head of the appliance with levers.

**LED job lights**

Two LED job lights on the head section illuminate a wide area in the direction of travel and the surroundings. (always solid on during operation, with afterglow function)



**3-speed settings**

Selectable from three speed modes according to the work environment and conditions.



Speed mode / No load speed	Application
3. High / 600 min <sup>-1</sup>	For polishing smooth and glossy surfaces.
2. Med. / 350 min <sup>-1</sup>	Suitable for various tasks such as wax cleaning and interior floor polishing.
1. Low / 150 min <sup>-1</sup>	For tasks with high resistance on the pad/brush, such as anti-slip floors, and for tasks with reduced splashing of liquid.

**Adjustable and easy-to-grip handle design**

Handle design for easy pushing by applying force



**Telescopic pipe adjustable with a lever**

- The pole length can be adjusted according to the task and the operator's height. (Total length: 1,081 - 1,435mm)
- The pole can be fixed at any desired position.

Extension range  
**354 mm**

**Battery cover**  
Keeps cleaning agents from adhering to the battery.