


Accessories (optional)

Straight Guide with Micro Adjustment
Part No. 195136-9



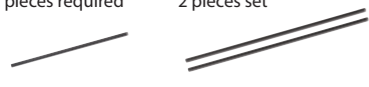
To install the straight guide assembly and trimmer guide assembly

Holder Assembly
Part No. 122G61-3



Rod 8

L=255 mm Part No. 256861-8
L=450 mm Part No. 195137-7
2 pieces required 2 pieces set



Straight Guide
Part No. 342428-9
Use with Holder Assembly and Rod 8 x2



Trimmer Guide Assembly
Part No. 123022-4 / 122699-2
Use with Holder Assembly and Rod 8 x2



Collet Sleeve

For the use of bits with smaller diameters



From	To	Part No.
12 mm	6 mm	763801-4 / 763811-1
	6.35 mm	763808-0
	8 mm	763804-8
	10 mm	763807-2
1/2"	1/4"	763803-0 / 763809-8
	3/8"	763805-6 / 763810-3

Collet Cone

Size	Part No.
12 mm	763628-2
1/2"	763622-4



Dust Nozzle

Part No. 194934-8



Guide Rail Adapter
(Use with Guide Rail)
Part No. 194579-2



Guide Rail
(Use with Guide Rail Adapter)

Length	Part No.
1.4 m	194368-5
1.9 m	194925-9
3.0 m	194367-7



Clamp Set
(Use with Guide Rail)

Standard type
Part No. 194385-5



Quick type
Part No. 199826-6



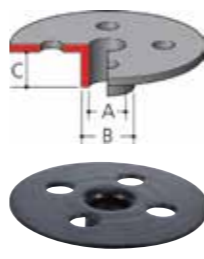
Push clamp type
Part No. 1913K5-7



Templet Guide

(For fast production of complicated shapes by using templets.)

A (mm)	B (mm)	C (mm)	Part No.
7.7	9.5	11.5	164379-4
14	17	20	165366-6
14.5	16	13	344364-5 / 345387-6
24	27	13	164470-8



RP001GZ 12 mm (1/2")

Cordless Router

• Excellent maneuverability has been achieved by keeping the weight and overall height of the tool low, while maintaining the work efficiency similar to that of corded model RP2301FC.



Li-ion 8.0 | 5.0 | 4.0 | 2.5 | 2.0
*Recommended batteries
2.0Ah, 2.5Ah, 4.0Ah, 4.0Ah (F), 5.0Ah
40Vmax



Standard Equipment:
Wrench, Collet Sleeve, Templet Guide, Dust Nozzle, Straight Guide, Holder, Rod, Chip Deflector

• GZ: Without Charger & Battery



Continuous Rating Input	1,650 W
Collet Size	12 mm (1/2")
Plunge Capacity	60 mm (2-3/8")
No Load Speed (RPM)	8,000 - 25,000
Dimensions (L x W x H)	135 x 275 x 288 mm (5-5/16 x 10-7/8 x 11-3/8")
Net Weight (with battery)	4.0 - 5.2 kg (8.8 - 11.5 lbs)
Work Amount (approx.)	80 m with BL4040 cut MDF Ø 12 mm straight bit depth 6 mm

Like us on Facebook
MAKITA MALAYSIA

• Continuous Usage Time/ Work Amount: Actual performance may vary based on application. Items of standard equipment and specifications may vary by country or area. The weight and dimensions may differ depending on the attachment(s), including the battery cartridge. All pictures shown are for illustration purposes only.

Makita Power Tools (Malaysia) Sdn. Bhd. Co. Registration No.: 201301001778 (1031615-M)

HQ & Service Centre
Lot 824, Jalan Subang 5, Subang Industrial Area, 47500 Subang Jaya, Selangor.
Tel: 03-8023 0824 (General) | Fax: 03-8022 1448 03-8022 1443 (Service)

Johor (Johor Bahru) Service Centre
No. 12 & 14, Jalan Rosmerah 2/9, Taman Johor Jaya, 81100 Johor Bahru, Johor.
Tel: 07-364 9406 | Fax: 07-364 9407

Sarawak (Kuching) Service Centre
Lot 1227, Lorong Demak Indah 2A, Demak Laut Industrial Area, Phase 2A, 93050 Kuching Sarawak.
Tel: 082-496 800 | Fax: 082-496 900

Sabah (Kota Kinabalu) Service Centre
Lot 19, Jalan Buah Duku, Kolombong Light Industrial Estate, Off Jalan Kolombong, Kolombong Zone 1, 88450 Inanam, Kota Kinabalu, Sabah.
Tel: 088-388 278 | Fax: 088-388 279



www.makita.my
makita@makita.my



Net weight

4.0 kg

■ Battery : BL4025

Work amount

Work amount on a single full battery charge

About 80 m

- 1,000 mm MDF was cut
- ø12 mm straight bit and at a cutting depth of 6 mm
- Battery : BL4040



PRODUCT DETAILS
Models and specs may vary by country

Excellent combination of high efficiency and lightweight design

Lightweight design

Net weight
4.0 kg
(with BL4025)




Low overall height

Overall height
Lower dead point
228 mm
(with BL4025)

Upper dead point
288 mm


Plunge capacity
60 mm



High power Brushless motor



Simpler switch operation



Ergonomically designed Knob style handles for comfortable operation



Speed control dial

Enables selection of the rotation speed to suit various workpieces.

Number	Speed
1	8,000 min ⁻¹
2	12,500 min ⁻¹
3	17,000 min ⁻¹
4	21,000 min ⁻¹
5	25,000 min ⁻¹

Constant speed control reduces the chance of a drop in cutting speed even when using a $\varnothing 12$ mm bit, reducing the roughness of the cutting surface.



AWS Auto-start Wireless System

Connects to compatible vacuum cleaners with Bluetooth. The vacuum cleaner automatically runs while the switch is on.

Bluetooth

Vacuum cleaner is activated



Switch on the tool

Wireless unit
Part No. 199393-1



Lock lever

Enables easy depth locking.



3 stage cut depth adjustment

Select the stopper screw by rotating the stopper base.



Shaft lock

The flat-top design provides stability, making bit changes easier.



LED job light

A press of the Lock-off button turns the tool on in the standby mode and with the LED job light on for better view of the cutting position.



Can be connected to Vacuum with Dust nozzle and Hose.



Soft start and soft brake

Prevents damage to the workpiece material due to recoil.



Compatible with 12 mm or 1/2" Collet chuck

XPT

(eXtreme Protection Technology)

