




# Cordless Pressure Washer DHW180



Entrance area



## Easy Cleaning Anytime, Anywhere




VIDEO CLIP  
Models and specs  
may vary by country  
DHW180



PRODUCT  
DETAILS  
Models and specs  
may vary by country  
DHW180

Car wash



Sash



**18V**  
LITHIUM-ION

Regular pressure

**24 bar**  
(2.4 MPa)

In High mode, when  
connected to water supply

Continuous use


High / Low mode

**18/50 min**

Battery: w/ BL1830B on a full battery charge  
Self-priming



# Sufficient cleaning power for light-duty tasks



**Battery box**  
Prevents water intrusion into the battery and terminals

**Lightweight & Compact design**  
Easy-to-handle handgun style, yet sufficient cleaning power for light-duty washing tasks on work sites and for home use

## Three types of water supply methods

Adaptable to various usage environments

### Water faucet

When water volume is needed (with a hose clamp\*)



\*Commercially available

### Self-priming

When a water source is distant

- Max suction height: 2m
- Minimum water level of 25 mm is required



### Plastic bottle

When a water source is not available

#### Plastic bottle adapter

Optional accessory



## Accessories (optional)

### Foam nozzle

Part No. LX00000001



### Plastic bottle adapter

Part No. LX00000004



### Angle nozzle

Part No. LX00000002



### Wheel brush

Part No. LX00000003



## DHW180Z01

### Cordless Pressure Washer

- Handgun style model is lightweight and easy to handle.

#### Standard Equipment:

Water Bottle Adapter (LX00000004),  
Extension Pipe 350 mm (LX00000049),  
Hose 6 m x 8 mm (19.7ft x 5/16") (LX00000079),  
5 in 1 Nozzle (LX00000050),  
Foam Nozzle (LX00000001),  
Filter (LX00000056),  
(LX00000060) Strainer,  
(LX00000063) Cleaner Pin 0.6

- Z01: Without Charger, Battery & Carrying Case



Regular Pressure	Self-priming, High: 2.0 MPa (20 bar)   Low: 0.8 MPa (8 bar) Connection to water supply, High: 2.4 MPa (24 bar)   Low: 0.8 MPa (8bar)
Max Water Flow	5.3 L/min
Regular Flow	Self-priming High: 2.5 L/min   Low: 1.5 L/min Connection to water supply High: 2.5 L/min   Low: 1.5 L/min
Max Feed Temperature	40 °C
Max Suction Height	2.0 m (6.7 ft)
Dimensions (L x W x H)	419 x 99 x 239 mm (16-1/2 x 3-7/8 x 9-3/8")
Net Weight (with battery)	2.3 - 2.7 kg (5.1 - 6.0 lbs.)
Continuous Usage Time (approx.)	50 min (low)   18 min (high) self-priming with BL1830B

Like us on Facebook  
**MAKITA MALAYSIA**

• Continuous Usage Time/ Work Amount: Actual performance may vary based on application. Items of standard equipment and specifications may vary by country or area. The weight and dimensions may differ depending on the attachment(s), including the battery cartridge. All pictures shown are for illustration purposes only.

**12 MONTHS WARRANTY**

**Makita Power Tools (Malaysia) Sdn. Bhd.** Co. Registration No.: 201301001778 (1031615-M)

#### HQ & Service Centre

Lot 824, Jalan Subang 5, Subang Industrial Area, 47500 Subang Jaya, Selangor.  
Tel: 03-8023 0824 (General) | Fax: 03-8022 1448  
03-8022 1443 (Service)

#### Johor (Johor Bahru) Service Centre

No. 12 & 14, Jalan Rosmerah 2/9, Taman Johor Jaya, 81100 Johor Bahru, Johor.  
Tel: 07-364 9406 | Fax: 07-364 9407

#### Sarawak (Kuching) Service Centre

Lot 1227, Lorong Demak Indah 2A, Demak Laut Industrial Area, Phase 2A, 93050 Kuching Sarawak.  
Tel: 082-496 800 | Fax: 082-496 900

#### Sabah (Kota Kinabalu) Service Centre

Lot 19, Jalan Buah Duku, Kolombong Light Industrial Estate, Off Jalan Kolombong, Kolombong Zone 1, 88450 Inanam, Kota Kinabalu, Sabah.  
Tel: 088-388 278 | Fax: 088-388 279



[www.makita.my](http://www.makita.my)  
✉ makita@makita.my